



**SOUTH COOGEE**



**PUBLIC SCHOOL**

# Kindergarten

## Early Stage 1

SOUTH COOGEE PUBLIC SCHOOL



# Housekeeping

- ▶ Stationery - All stationery is supplied for KINDY.
- ▶ Classroom Donations – You will be informed about what items are needed.
- ▶ Uniform – Summer uniform in Term 1 and 4, Winter uniform in Term 2 and 3. Please ensure your child has the correct uniform and a school hat.
- ▶ Labelling and Lost Property – All student property must be clearly labelled.
- ▶ Morning Routine – Kindy classes drop their bags and line up for collection in the under cover area. Students play on the grasslands until teachers collect students from these lines at 9:00am.
- ▶ Food – Crunch & Sip/Recess/Lunch
- ▶ Sleep – Please ensure your child gets the required amount of sleep.
- ▶ Communication – Information is shared via
  - Skoolbag App
  - Operoo – Permission Notes and Student Information
  - Term Letter
  - Newsletter
  - What's On
- ▶ Appointments – Please email your class teacher or the school if you would like to make an appointment.

# English

Students are actively engaged in the development of skills through:

- ▶ **Speaking & Listening**
- ▶ **Writing & Representing**
- ▶ **Reading & Viewing**



# English – Focus skills

## Writing

- left to right direction
- punctuation
- letter sounds
- Letter formation
- high frequency words
- grammar
- editing
- handwriting

## Phonics

- letter sounds
- letter shape and sound combination
- blending “c-a-t is cat”
- segmenting “cat is c-a-t”
- hearing and identifying different sounds

### Whole Class Reading - Shared Reading

- quality picture book
- demonstrate “good reading” behaviours
- comprehension and retelling

### Small Group Reading - Guided Reading

- one to one correspondence
- reading strategies
- vocabulary knowledge
- comprehension
- clarifying new vocabulary



# English

## Home Reading


- ▶ Please read with your child every day and write in their log book
- ▶ Reading involves lots of different skills - word recognition (sight words), decoding using letter sounds (phonics), reading for meaning and understanding
- ▶ Home reading books **SHOULD** be easy! The purpose is to reinforce reading practices which have been taught in class. We are aiming for children to become fluent and expressive readers
- ▶ Please contact your child's class teacher if you have any questions



# THE BENEFITS OF READING BOOKS

„A book is like a garden carried in the pocket.”  
(Chinese Proverb)

exercises your brain



*i* provides knowledge and information

books are a good topic of conversation



better writing skills



improves concentration and focus

great and free entertainment



develops creativity

reduces stress, puts you in a better mood




enriches the language and vocabulary

correlation  
turtledove  
decadence  
confused  
Katha  
ambivalence  
confabulation  
hermeneutics  
procrastination  
misalliance



books pose questions to stimulate further reflection



books are a window to the world

increases your ability to empathize with others

introduces to the unknown fantasy world

designed by: gosiarysuje.pl

# Why Read at home?

## STUDENT A READS

- 20 minutes per day
- 3,600 minutes per school year
- 1,800,000 words per year



  
SCORES IN THE 90TH PERCENTILE ON STANDARDIZED TESTS

## STUDENT B READS

- 5 minutes per day
- 900 minutes per school year
- 282,000 words per year



  
SCORES IN THE 50TH PERCENTILE ON STANDARDIZED TESTS

## STUDENT C READS

- 1 minute per day
- 180 minutes per school year
- 8,000 words per year



  
SCORES IN THE 10TH PERCENTILE ON STANDARDIZED TESTS

If they start reading for 20 minutes per night in Kindergarten, by the end of 6th grade, Student A will have read for the equivalent of 60 school days, Student B will have read for 12 school days, and Student C will have read for 3.

**WANT TO BE A BETTER READER? SIMPLY READ.**

[www.bettefetter.com](http://www.bettefetter.com)

# Ways to Take Action & Solve Words

## Eagle Eye



Look at the picture.

Think "what is in the picture that starts with the beginning letter?"

## Lips the Fish



Get your mouth ready!

Say the beginning sound.

## Stretchy Snake



Slowly stretch each letter sound to make the word.

ship = sh | | p

## Chunky Monkey



Break the word into chunks you already know.

mat

flat

spl at ter

## Tryin' Lion



Try to re-read the sentence.

Think "what makes sense?"

## Skippy Frog



Skip the tricky word.

Read to the end.

Go back & try it again.

## Flippy Dolphin



Flip the vowel sound.

Try the long & short sounds.

## ALWAYS

- Make Sense
- Sound Right
- Look Right

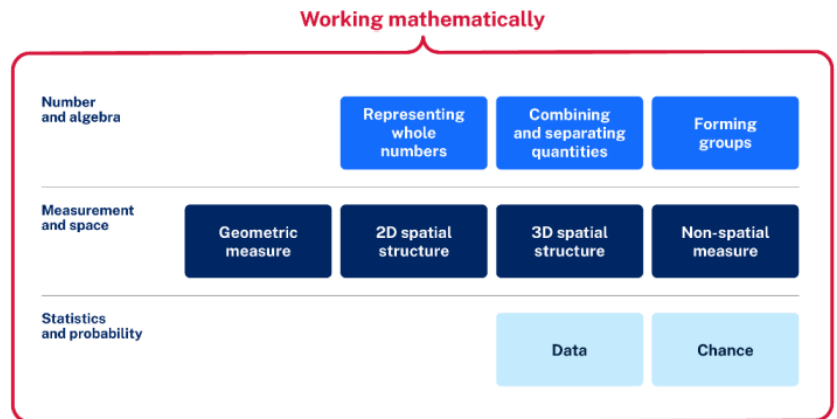


# Mathematics

## Strands

### Working Mathematically

- ▶ Number and Algebra
- ▶ Measurement and Space
- ▶ Statistics and Probability



# Mathematics

## Programs

- ▶ Focus on hands on materials and open ended activities
- ▶ Working Mathematically outcomes are embedded across all content
- ▶ All programs written with differentiated activities to challenge all abilities

# Mathematics

## ► At Home

- Play board games
- Counting games
- Cooking
- Shopping
- Talking about how to solve problems





# Differentiation and Reporting to Parents

- ▶ **EVERY CHILD LEARNS AT THEIR OWN PACE**
- ▶ Cater for a range of learning styles and abilities
- ▶ Differentiation is written in all English and Mathematics programs
- ▶ If we have any concerns, we will speak to you
- ▶ Parent assessment information is in the form of parent interviews and reports in Term 2 and 4





# Student Wellbeing



# Student Wellbeing

## ▶ SCPS Student Wellbeing Policy

## ▶ Restorative Justice

- ▶ Seeks to restore when things go wrong and find a way to make them right
- ▶ Focuses on the positive and rebuilding relationships

## ▶ Peer Support

- ▶ Mental health, Friendships, Gratitude, Personality strengths

### Restorative Questions 1

#### *When Things Go Wrong*

**What** happened?

**What** were you thinking of at the time?

**What** have you thought about since?

**Who** has been affected by what you have done? In what way?

**What** do you think you need to do to make things right?



# Student Wellbeing

- ▶ Bullying
  - ▶ Anti-Bullying Program
  - ▶ Repeated actions
  - ▶ Refrain from calling it bullying if it is one-off or occasional incidents of being unkind
  - ▶ Talk to your child about what they can do and encourage them to speak to the teacher

## IS IT BULLYING

<b>TEASING</b> Everyone is having fun No one is getting hurt Everyone is participating equally	<b>CONFLICT</b> No one is having fun There is a possible solution to the disagreement Equal balance of power
<b>MEAN MOMENT</b> Someone is being hurt on purpose Reaction to a strong feeling or emotion An isolated event (does not happen regularly)	<b>BULLYING</b> Attacked physically, socially, and/or emotionally Unequal balance of power Happens more than once over a period of time Someone is being hurt on purpose

# Student Use of Digital Devices and Online Services Procedure

- ▶ All students are expected to read this (or have it read to them)
- ▶ All parents are expected to read this
- ▶ Please help us keep your child **SAFE, RESPECTFUL, & RESPONSIBLE**





**SOUTH COOGEE PUBLIC SCHOOL  
ICT STUDENT AGREEMENT**

Students must read and sign the Student Use of Digital Devices and Online Services Procedure in the company of a parent or caregiver unless otherwise directed by the Principal.

**I agree that I will abide by the school's ICT policy and that:**

- I will **ONLY** use the NSW Department of Education's Wi-Fi network for learning.
- I will **ONLY** use my device during school activities at the direction of the teacher.
- I will not attach any school-owned equipment to my mobile device without the permission of the school.
- I will **ONLY** use my portal/internet log-in details and will never share them with others.
- I will stay safe by not giving my personal information to strangers.
- I will not hack or bypass any hardware and software security implemented by the NSW Department of Education or South Coogee Public School.
- I will not use my own device to knowingly search for, link to, access or send anything that is:
  - offensive
  - pornographic
  - threatening
  - abusive or
  - defamatory
  - considered to be bullying
- I will report inappropriate behaviour and inappropriate material to my teacher.
- I understand that my activity on the internet is recorded and that these records may be used in investigations, court proceedings or for other legal reasons.
- I acknowledge that South Coogee Public School cannot be held responsible for any damage to, or theft of my device.
- I have read the Student Use of Digital Devices and Online Services Procedure document and agree to comply with the requirements.

_____	in the presence of:	_____
Student name		Parent/caregiver name
_____		_____
Student signature		Parent/caregiver signature



Don't talk to strangers.

Only talk to people you know.

Avoid inappropriate stuff online.

Don't friend request people you don't know.

Change your passwords and keep them safe.

Protect your personal information.

Make sure your friends aren't exposed to rude or inappropriate content.

Don't do dodgy stuff online.

Don't click on online ads.

Don't download things that could contain viruses.

Use the school's filtered Wi-Fi.

Make sure your social accounts have private security.

Tell a teacher if you feel uncomfortable or unsafe online.

What does it look like to be **safe** with technology?

Tell someone if you're being bullied online.

Don't accept things that make you feel odd or upset.

If you see something weird on the web, tell someone.



Use devices wisely and do what you are told to do.

Don't illegally download things.

Follow the school rules.

Report anything that isn't appropriate.

Take accountability for what you do online.

Don't play games when you're not supposed to.

Make good choices with the technology you use.

Don't get distracted by what others are doing.

Only go on sites you've been asked to go on.

Don't access or share inappropriate content.

What does it look like to be **responsible** with technology?

Follow the rules about when you can use your phone at school.

Do the right thing without being asked.

Don't post something you wouldn't want your Grandma to see.

If you break something, own up to it.

Use devices properly.

If someone is being rude: block, report and tell an adult.





Don't share things that might offend people.

Stand up for other people if they're being cyberbullied.

Be nice to others.

Think about your actions. Could they make someone else angry or sad?

Help others to feel safe online.

Choose to be on the kind side of the web.

Don't be a cyber bully.

Use appropriate and respectful language.

Look after other people.

Don't post mean messages.

Be kind when communicating with others.

Don't use devices when your teacher is talking.

Don't distract other people in class.

What does it look like to be **respectful** with technology?

Don't be a troll.

Don't post pictures of other people without their consent.

Treat others the way you'd like to be treated.







# AM A VISIBLE LEARNER



**I LISTEN** to others ideas and investigations about their learning.



**I THINK** about my learning and how I can improve.



**I LOOK** for feedback about my learning so I know what to practice.



**I ASK** questions about my learning and join in learning discussions.

# Visible Learning – What does it mean for students?

Through implementing Visible Learning practices we aim for our students to be able to answer the following questions:

Where am I going?



Why am I learning this?



How am I going?



Where to next?






# Learner Qualities

What are the qualities of an effective learner?

Effective Learners at South Coogee PS ...





## ▶ **CLASS LISTS**

- ▶ Class Lists are a great tool for knowing who's in your child's class and the parent contact details are so handy for arranging play dates, parties or for when you are running late or need help urgently.
- ▶ <https://southcoogeepublicpandc.org.au/class-lists/> Found on the South Coogee PS P and C website – Get Involved – Class Lists
- ▶ NB: There will be an allocated Class List representative. They will be the liaison between class parents and the teacher. Their role is to distribute to the other parents in your class only