



**SOUTH COOGEE**



**PUBLIC SCHOOL**

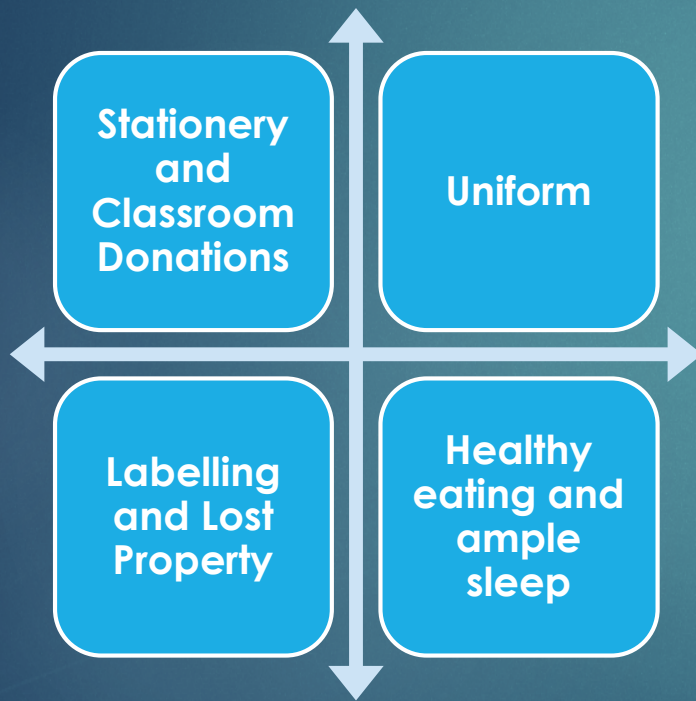
# Stage 3

SOUTH COOGEE PUBLIC SCHOOL



# HOUSE KEEPING

# Housekeeping Stage 3



- **PSSA** – Starts Week 4
- **Scripture** – Starts in week 5
- **Assembly** - Approximately every second week – Friday 2-3pm in summer and 9-10am in winter.
- **Communication**
  - Skoolbag App
  - Care Monkey – Permission Notes and Student Information
  - Term Letter
  - Newsletter
  - Responses to Emails
- **Appointments**



# GOOGLE CLASSROOM

Each class will have a Google Classroom set up for their home class and senior school maths class.

Students will be able connect through a unique code. You are able to access this through your child's log in only.

# NAPLAN

---

**NAPLAN: Wednesday 15 March 2023 –  
Monday 27 March 2023 (Online Test)**

---

**Students will use Chromebooks to  
complete the tests.**

---

**Results are sent to parents and schools in  
Term 3.**

---

Language Conventions

---

Writing

---

Reading

---

Numeracy

---



# HELPING YOUR CHILD ACHIEVE AT THEIR BEST IN STAGE 3

- ▶ Maintain contact with class teachers: notes & email, attend interviews
- ▶ Stay in touch with important dates (Skoolbag, website, newsletters)
- ▶ Review Homework activities & assist with daily reading, number fact practice.
- ▶ Help maintain a balance: school, sport, social & cultural activities
- ▶ Begin to develop independence: establish routines for organising equipment needed each day
- ▶ Discuss future plans & goals for improvement

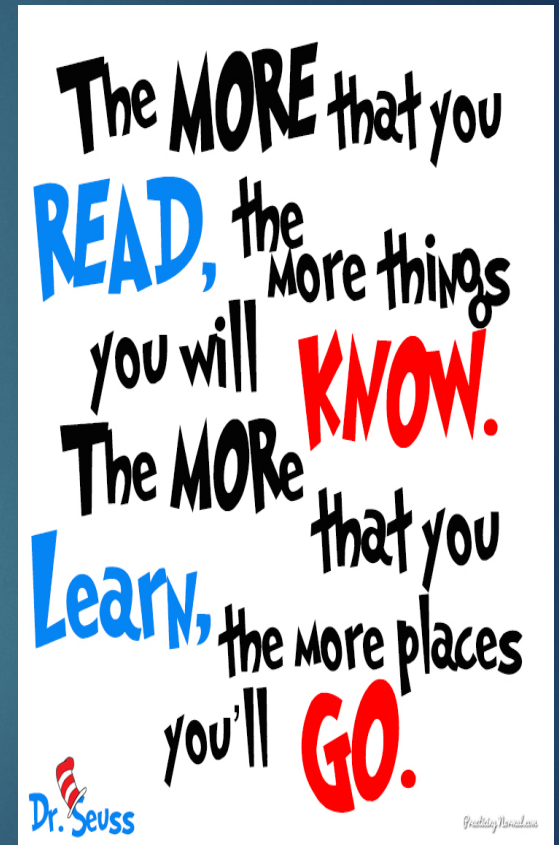




# HOMework

- Fortnightly – Handed out Monday and returned the following Thursday (fortnightly) .
- Submitted to individual teachers
- Maths Online- set tasks and tutorials
- Reading Activities each week
- Spelling Activities

Reading- 20-30 minutes - **Please encourage your child to take part in the Premier's Reading Challenge**






# THE BENEFITS OF READING BOOKS

„A book is like a garden carried in the pocket.”  
(Chinese Proverb)

exercises your brain



**i** provides knowledge and information

books are a good topic of conversation



better writing skills

reduces stress, puts you in a better mood



great and free entertainment

improves concentration and focus



enriches the language and vocabulary

correlation  
turtledove  
decadence  
confused  
Katha  
ambivalence  
confabulation  
hermeneutics  
procrastination  
misalliance

develops creativity




books are a window to the world

increases your ability to empathize with others

introduces to the unknown fantasy world

good for memory

books pose questions to stimulate further reflection



designed by: gosiarysuje.pl

# Why Read at home?

## STUDENT A READS

- 20 minutes per day
- 3,600 minutes per school year
- 1,800,000 words per year



 SCORES IN THE 90TH PERCENTILE ON STANDARDIZED TESTS

## STUDENT B READS

- 5 minutes per day
- 900 minutes per school year
- 282,000 words per year



 SCORES IN THE 50TH PERCENTILE ON STANDARDIZED TESTS

## STUDENT C READS

- 1 minute per day
- 180 minutes per school year
- 8,000 words per year



 SCORES IN THE 10TH PERCENTILE ON STANDARDIZED TESTS

If they start reading for 20 minutes per night in Kindergarten, by the end of 6th grade, Student A will have read for the equivalent of 60 school days, Student B will have read for 12 school days, and Student C will have read for 3.


**WANT TO BE A BETTER READER? SIMPLY READ.**

[www.bettefetter.com](http://www.bettefetter.com)

# English

- ▶ Students are actively engaged in the development of skills through:
  - ▶ **Speaking & Listening**
  - ▶ **Writing & Representing**
  - ▶ **Reading & Viewing**

# Mathematics



## Strands

Number and Algebra

- Whole Number
- Addition & Subtraction
- Multiplication & Division
- Fractions & Decimals
- Patterns & Algebra



## Programs

Focus on quality learning tasks and open ended activities

Working Mathematically outcomes are embedded across all content

All programs written with differentiated activities



# Differentiation and Reporting to Parents

- ▶ **EVERY CHILD LEARNS AT THEIR OWN PACE**
- ▶ Cater for a range of learning styles and abilities
- ▶ Differentiation is written in all English and Mathematics programs
- ▶ If we have any concerns, we will speak to you
- ▶ Parent assessment information is in the form of parent interviews and reports in Term 2 and 4.





# Student Wellbeing



# Student Wellbeing

## ▶ SCPS Student Wellbeing Policy

## ▶ Restorative Justice

- ▶ Seeks to restore when things go wrong and find a way to make them right
- ▶ Focuses on the positive and rebuilding relationships
- ▶ **Peer Support**
  - ▶ This program encompasses Grow Your Mind (Mental Health, how the brain works, Gratitude and strengths), School Values, Learner Qualities, Anti Bullying cooperative and collaborative activities.
  - ▶ Classroom Expectations

### Restorative Questions 1

#### *When Things Go Wrong*

What happened?

What were you thinking of at the time?

What have you thought about since?

Who has been affected by what you have done? In what way?

What do you think you need to do to make things right?



# Student Use of Digital Devices and Online Services Procedure

- ▶ All students are expected to read this
- ▶ All parents are expected to read this
- ▶ Please help us keep your child **SAFE, RESPECTFUL, & RESPONSIBLE**



**SOUTH COOGEE PUBLIC SCHOOL  
ICT STUDENT AGREEMENT**

Students must read and sign the Student Use of Digital Devices and Online Services Procedure in the company of a parent or caregiver unless otherwise directed by the Principal.

**I agree that I will abide by the school's ICT policy and that:**

- I will **ONLY** use the NSW Department of Education's Wi-Fi network for learning.
- I will **ONLY** use my device during school activities at the direction of the teacher.
- I will not attach any school-owned equipment to my mobile device without the permission of the school.
- I will **ONLY** use my portal/internet log-in details and will never share them with others.
- I will stay safe by not giving my personal information to strangers.
- I will not hack or bypass any hardware and software security implemented by the NSW Department of Education or South Coogee Public School.
- I will not use my own device to knowingly search for, link to, access or send anything that is:
  - offensive
  - pornographic
  - threatening
  - abusive or
  - defamatory
  - considered to be bullying
- I will report inappropriate behaviour and inappropriate material to my teacher.
- I understand that my activity on the internet is recorded and that these records may be used in investigations, court proceedings or for other legal reasons.
- I acknowledge that South Coogee Public School cannot be held responsible for any damage to, or theft of my device.
- I have read the Student Use of Digital Devices and Online Services Procedure document and agree to comply with the requirements.

\_\_\_\_\_ in the presence of: \_\_\_\_\_  
Student name Parent/caregiver name

\_\_\_\_\_ \_\_\_\_\_  
Student signature Parent/caregiver signature



Don't talk to strangers.

Only talk to people you know.

Avoid inappropriate stuff online.

Don't friend request people you don't know.

Change your passwords and keep them safe.

Protect your personal information.

Make sure your friends aren't exposed to rude or inappropriate content.

Don't do dodgy stuff online.

Don't click on online ads.

Don't download things that could contain viruses.

Use the school's filtered Wi-Fi.

Make sure your social accounts have private security.

Tell a teacher if you feel uncomfortable or unsafe online.

What does it look like to be **safe** with technology?

Tell someone if you're being bullied online.

Don't accept things that make you feel odd or upset.

If you see something weird on the web, tell someone.





Use devices wisely and do what you are told to do.

Don't illegally download things.

Follow the school rules.

Report anything that isn't appropriate.

Take accountability for what you do online.

Don't play games when you're not supposed to.

Make good choices with the technology you use.

Don't get distracted by what others are doing.

Only go on sites you've been asked to go on.

Don't access or share inappropriate content.

What does it look like to be **responsible** with technology?

Follow the rules about when you can use your phone at school.

Do the right thing without being asked.

Don't post something you wouldn't want your Grandma to see.

If you break something, own up to it.

Use devices properly.

If someone is being rude: block, report and tell an adult.



Don't share things that might offend people.

Stand up for other people if they're being cyberbullied.

Be nice to others.

Think about your actions. Could they make someone else angry or sad?

Help others to feel safe online.

Choose to be on the kind side of the web.

Don't be a cyber bully.

Use appropriate and respectful language.

Look after other people.

Don't post mean messages.

Be kind when communicating with others.

Don't use devices when your teacher is talking.

Don't distract other people in class.

Don't be a troll.

Don't post pictures of other people without their consent.

Treat others the way you'd like to be treated.

What does it look like to be **respectful** with technology?





# Digital devices are everyone's responsibility



## Schools

- promote safe use for learning
- develop a procedure for use
- be clear about the rules
- manage exceptions locally to support the wellbeing of students
- be clear about requirements (such as BYOD)



## Students

- use devices responsibly and safely
- treat devices with care
- tell someone if something makes me feel uncomfortable
- treat people online with the same respect as in person



## Parents

- model appropriate use
- support the school policy and work in partnership with the school
- be responsible for student device use at home



## Everyone

- report inappropriate behaviour
- model good behaviour around use
- be respectful online
- follow the agreed policy, procedures



## Department

- provides support materials and professional learning
- communicates advice regarding student use
- supports a safe, secure online experience
- provides digital infrastructure and equipment

[education.nsw.gov.au](http://education.nsw.gov.au)



# MOBILE PHONE /SMARTWATCHES POLICY

Use of personal digital devices during school time is not allowed – this includes mobile phones, laptops, tablets and smartwatches.

Students should only bring a device to school if it is absolutely necessary e.g. travel alone to and from school

Students must sign the 'Appropriate Use of Mobile Phones at School Agreement' before bringing a phone to school.

Mobile phones/smartwatches must be signed in and out at the office everyday. They must not be used on school grounds.

Students are not allowed to take their phones/smartwatches to school excursions or camps.

If you need to contact your child during school hours, you must call the school office.

# Transition to High School

22

- ▶ Discuss plans with your child to help them be aware of their choices for 2024 & 2025
- ▶ Begin plans now - complete the Year 6 Expression Of Interest Form for local Government High School or Non-local choice – will be sent home early in the school year.
- ▶ Non-Government HS require a separate application - apply at the school
- ▶ Attend Information and Open Nights
- ▶ Selective High Schools require an entrance examination and application in the previous year.
- ▶ Please understand that we are not able to write personal references for children.

# Moving into Year 7 in a NSW Government School

- ▶ Your local high school will be written on the form according to the local high school boundaries set by the DoE
- ▶ If not wanting your child to attend that school, you should apply to a different (non-local) high school (Section C)
- ▶ Students applying to Selective High Schools should also complete this section in case a student misses the selective school offer
- ▶ Any queries please contact your child's Home Class Teacher or the office.





# AM A VISIBLE LEARNER



**I THINK** about my learning and how I can improve.



**I LISTEN** to others ideas and investigations about their learning.



**I LOOK** for feedback about my learning so I know what to practice.



**I ASK** questions about my learning and join in learning discussions.

# Visible Learning – What does it mean for students?

Through implementing Visible Learning practices we aim for our students to be able to answer the following questions:

Where am I going?

**LEARNING INTENTION**  
W.A.L.T. – We Are Learning To:

Why am I learning this?

**LEARNING PURPOSE**  
T.I.B. – This Is Because:

How am I going?

**SUCCESS CRITERIA**  
W.I.L.F. – What I'm Looking For:


Where to next?

**FEEDBACK**

# Learner Qualities

What are the qualities of an effective learner?

Effective Learners at South Coogee PS ...





## ▶ **CLASS LISTS**

- ▶ *Class Lists are a great tool for knowing who's in your child's class and the parent contact details are so handy for arranging play dates, parties or for when you are running late or need help urgently.*
- ▶ *<https://southcoogeepublicpandc.org.au/class-lists/> Found on the South Coogee PS P and C website – Get Involved – Class Lists*
- ▶ *NB: There will be an allocated Class List representative. They will be the liaison between class parents and the teacher. Their role is to distribute to the other parents in your class only*