



SOUTH COOGEE



PUBLIC SCHOOL

Stage 1

SOUTH COOGEE PUBLIC SCHOOL



HOUSE KEEPING

Housekeeping Stage 1

- ▶ Stationery and Classroom Donations – Students are allowed to bring a small pencil case with them to school.
- ▶ Uniform – summer uniform in Term 1 and 4, Winter uniform in Term 2 and 3. Please ensure your child has the correct uniform and a school hat.
- ▶ Labelling and Lost Property – All student property must be clearly labelled.
- ▶ Morning Routine – Stage 1 classes drop their bags and line up for collection in the under cover area. Teachers collect students from these lines at 9:00am.
- ▶ Food – Crunch & Sip/Recess/Lunch
- ▶ Sleep – Please ensure your child gets the required amount of sleep.
- ▶ Communication – Information is shared via
 - ▶ Skoolbag App
 - ▶ Operoo – Permission Notes and Student Information
 - ▶ Term Letter
 - ▶ Newsletter
 - ▶ What's On
- ▶ Appointments – Please email your class teacher or the school if you would like to make an appointment.

Housekeeping Stage 1

Scripture

- Thursday 2:00 pm starting date TBC

Assembly

- Approximately every second week

Awards

- Star, Bronze, Silver and Gold Awards
- Merit Awards (at assemblies and equal a Bronze)
- Each class will have their own system that focuses on positive behaviour

English

- ▶ Students are actively engaged in the development of skills through:
 - ▶ **Speaking & Listening**
 - ▶ **Writing & Representing**
 - ▶ **Reading & Viewing**

English

▶ Spelling

- ▶ **Synthetic Phonics Program** – based on the synthesising, or blending of phonemes (sounds) to make a word, enabling children to read and spell
- ▶ Spelling Pre-Test and Post-Test based on each unit
- ▶ **Weekly spelling lists:**
 - ▶ One phoneme focus (multiple graphemes) for 3-5 weeks
 - ▶ /ee/ - 'e', 'ee', 'ea', 'y'
 - ▶ Same **Camera Words** for 3-5 weeks
 - ▶ Morphemic
 - ▶ Etymological (later in the year)

English


▶ **Home Reading**

- ▶ Reading Log Diaries – checked every Monday
- ▶ **Home readers should be easy** – home reading is for reinforcement
- ▶ Make a routine and try to make it enjoyable
- ▶ Read every day
- ▶ Ask questions after reading
- ▶ Sound out but also read on and come back
- ▶ Pause, prompt and acknowledge their efforts
- ▶ Every child is different – resist the urge to compare with others
- ▶ If you are having difficulty please contact the teacher

THE BENEFITS OF READING BOOKS

„A book is like a garden carried in the pocket.”
(Chinese Proverb)

exercises your brain



i provides knowledge and information

books are a good topic of conversation



better writing skills

reduces stress, puts you in a better mood



great and free entertainment

improves concentration and focus



enriches the language and vocabulary

correlation
turtledove
decadence
confused
Katha
ambivalence
confabulation
hermeneutics
procrastination
misalliance

develops creativity




books are a window to the world

increases your ability to empathize with others

introduces to the unknown fantasy world

good for memory

books pose questions to stimulate further reflection




designed by: gosiarysuje.pl

Why Read at home?

STUDENT A READS

- 20 minutes per day
- 3,600 minutes per school year
- 1,800,000 words per year




SCORES IN THE 90TH PERCENTILE ON STANDARDIZED TESTS

STUDENT B READS

- 5 minutes per day
- 900 minutes per school year
- 282,000 words per year




SCORES IN THE 50TH PERCENTILE ON STANDARDIZED TESTS

STUDENT C READS

- 1 minute per day
- 180 minutes per school year
- 8,000 words per year




SCORES IN THE 10TH PERCENTILE ON STANDARDIZED TESTS

If they start reading for 20 minutes per night in Kindergarten, by the end of 6th grade, Student A will have read for the equivalent of 60 school days, Student B will have read for 12 school days, and Student C will have read for 3.

WANT TO BE A BETTER READER? SIMPLY READ.

www.bettefetter.com

Ways to Take Action & Solve Words

Eagle Eye



Look at the picture.

Think "what is in the picture that starts with the beginning letter?"

Lips the Fish



Get your mouth ready!

Say the beginning sound.

Stretchy Snake



Slowly stretch each letter sound to make the word.

ship = sh || p

Chunky Monkey



Break the word into chunks you already know.

mat

flat

spl at ter

Tryin' Lion



Try to re-read the sentence.

Think "what makes sense?"

Skippy Frog



Skip the tricky word.

Read to the end.

Go back & try it again.

Flippy Dolphin



Flip the vowel sound.

Try the long & short sounds.

- # ALWAYS
- Make Sense
 - Sound Right
 - Look Right

Mathematics

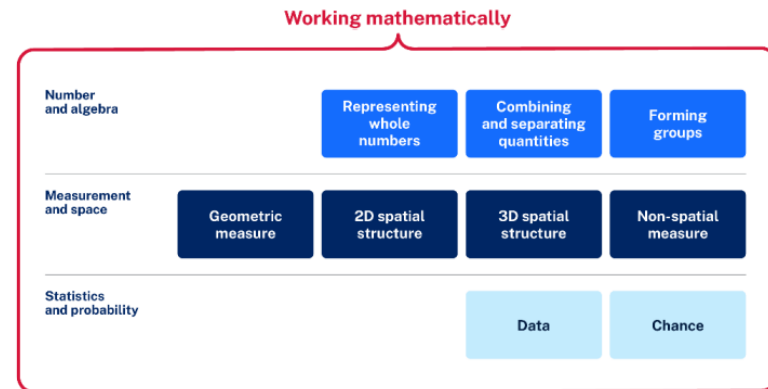
- ▶ **Strands**

- ▶ **Working Mathematically**

- ▶ Number and Algebra
- ▶ Measurement and Space
- ▶ Statistics and Probability

- ▶ **Programs**

- ▶ Focus on hands on materials and open ended activities
- ▶ Working Mathematically outcomes are embedded across all content
- ▶ All programs written with differentiated activities



Mathematics

▶ At Home

- ▶ Mathematics
- ▶ Play board games
- ▶ Counting games
- ▶ Cooking
- ▶ Shopping



Junior Choir and Junior Dance

- ▶ Junior Dance
- ▶ Junior Choir



Differentiation and Reporting to Parents

- ▶ **EVERY CHILD LEARNS AT THEIR OWN PACE**
- ▶ Cater for a range of learning styles and abilities
- ▶ Differentiation is written in all English and Mathematics programs
- ▶ If we have any concerns, we will speak to you
- ▶ Parent assessment information is in the form of parent interviews in Term 1 and reports in Term 2 and 4.





Student Wellbeing

Student Wellbeing

▶ SCPS Student Wellbeing Policy

▶ Restorative Justice

- ▶ Seeks to restore when things go wrong and find a way to make them right
- ▶ Focuses on the positive and rebuilding relationships
- ▶ **Peer Support**
 - ▶ This program encompasses Grow Your Mind (Mental Health, how the brain works, Gratitude and strengths), School Values, Learner Qualities, Anti Bullying cooperative and collaborative activities.
 - ▶ Classroom Expectations

Restorative Questions 1

When Things Go Wrong

What happened?

What were you thinking of at the time?

What have you thought about since?

Who has been affected by what you have done? In what way?

What do you think you need to do to make things right?

Student Use of Digital Devices and Online Services Procedure

- ▶ All students are expected to read this
- ▶ All parents are expected to read this
- ▶ Please help us keep your child **SAFE, RESPECTFUL, & RESPONSIBLE**



**SOUTH COOGEE PUBLIC SCHOOL
ICT STUDENT AGREEMENT**

Students must read and sign the Student Use of Digital Devices and Online Services Procedure in the company of a parent or caregiver unless otherwise directed by the Principal.

I agree that I will abide by the school's ICT policy and that:

- I will **ONLY** use the NSW Department of Education's Wi-Fi network for learning.
- I will **ONLY** use my device during school activities at the direction of the teacher.
- I will not attach any school-owned equipment to my mobile device without the permission of the school.
- I will **ONLY** use my portal/internet log-in details and will never share them with others.
- I will stay safe by not giving my personal information to strangers.
- I will not hack or bypass any hardware and software security implemented by the NSW Department of Education or South Coogee Public School.
- I will not use my own device to knowingly search for, link to, access or send anything that is:
 - offensive
 - pornographic
 - threatening
 - abusive or
 - defamatory
 - considered to be bullying
- I will report inappropriate behaviour and inappropriate material to my teacher.
- I understand that my activity on the internet is recorded and that these records may be used in investigations, court proceedings or for other legal reasons.
- I acknowledge that South Coogee Public School cannot be held responsible for any damage to, or theft of my device.
- I have read the Student Use of Digital Devices and Online Services Procedure document and agree to comply with the requirements.

_____ in the presence of: _____
Student name Parent/caregiver name

_____ _____
Student signature Parent/caregiver signature

Don't talk to strangers.

Only talk to people you know.

Avoid inappropriate stuff online.

Don't friend request people you don't know.

Change your passwords and keep them safe.

Protect your personal information.

Make sure your friends aren't exposed to rude or inappropriate content.

Don't do dodgy stuff online.

Don't click on online ads.

Don't download things that could contain viruses.

Use the school's filtered Wi-Fi.

Make sure your social accounts have private security.

Tell a teacher if you feel uncomfortable or unsafe online.

What does it look like to be **safe** with technology?

Tell someone if you're being bullied online.

Don't accept things that make you feel odd or upset.

If you see something weird on the web, tell someone.



Use devices wisely and do what you are told to do.

Don't illegally download things.

Follow the school rules.

Report anything that isn't appropriate.

Take accountability for what you do online.

Don't play games when you're not supposed to.

Make good choices with the technology you use.

Don't get distracted by what others are doing.

Only go on sites you've been asked to go on.

Don't access or share inappropriate content.

What does it look like to be **responsible** with technology?

Follow the rules about when you can use your phone at school.

Do the right thing without being asked.

Don't post something you wouldn't want your Grandma to see.

If you break something, own up to it.

Use devices properly.

If someone is being rude: block, report and tell an adult.



Don't share things that might offend people.

Stand up for other people if they're being cyberbullied.

Be nice to others.

Think about your actions. Could they make someone else angry or sad?

Help others to feel safe online.

Choose to be on the kind side of the web.

Don't be a cyber bully.

Use appropriate and respectful language.

Look after other people.

Don't post mean messages.

Be kind when communicating with others.

Don't use devices when your teacher is talking.

Don't distract other people in class.

What does it look like to be **respectful** with technology?

Don't be a troll.

Don't post pictures of other people without their consent.

Treat others the way you'd like to be treated.





AM A VISIBLE LEARNER



I THINK about my learning and how I can improve.



I LISTEN to others ideas and investigations about their learning.



I LOOK for feedback about my learning so I know what to practice.



I ASK questions about my learning and join in learning discussions.

Visible Learning – What does it mean for students?

Through implementing Visible Learning practices we aim for our students to be able to answer the following questions:

Where am I going?

LEARNING INTENTION
W.A.L.T. – We Are Learning To:

Why am I learning this?

LEARNING PURPOSE
T.I.B. – This Is Because:

How am I going?

SUCCESS CRITERIA
W.I.L.F. – What I'm Looking For:


Where to next?

FEEDBACK

Learner Qualities

What are the qualities of an effective learner?

Effective Learners at South Coogee PS ...



▶ **CLASS LISTS**

- ▶ *Class Lists are a great tool for knowing who's in your child's class and the parent contact details are so handy for arranging play dates, parties or for when you are running late or need help urgently.*
- ▶ *<https://southcoogeepublicpandc.org.au/class-lists/> Found on the South Coogee PS P and C website – Get Involved – Class Lists*
- ▶ *NB: There will be an allocated Class List representative. They will be the liaison between class parents and the teacher. Their role is to distribute to the other parents in your class only*